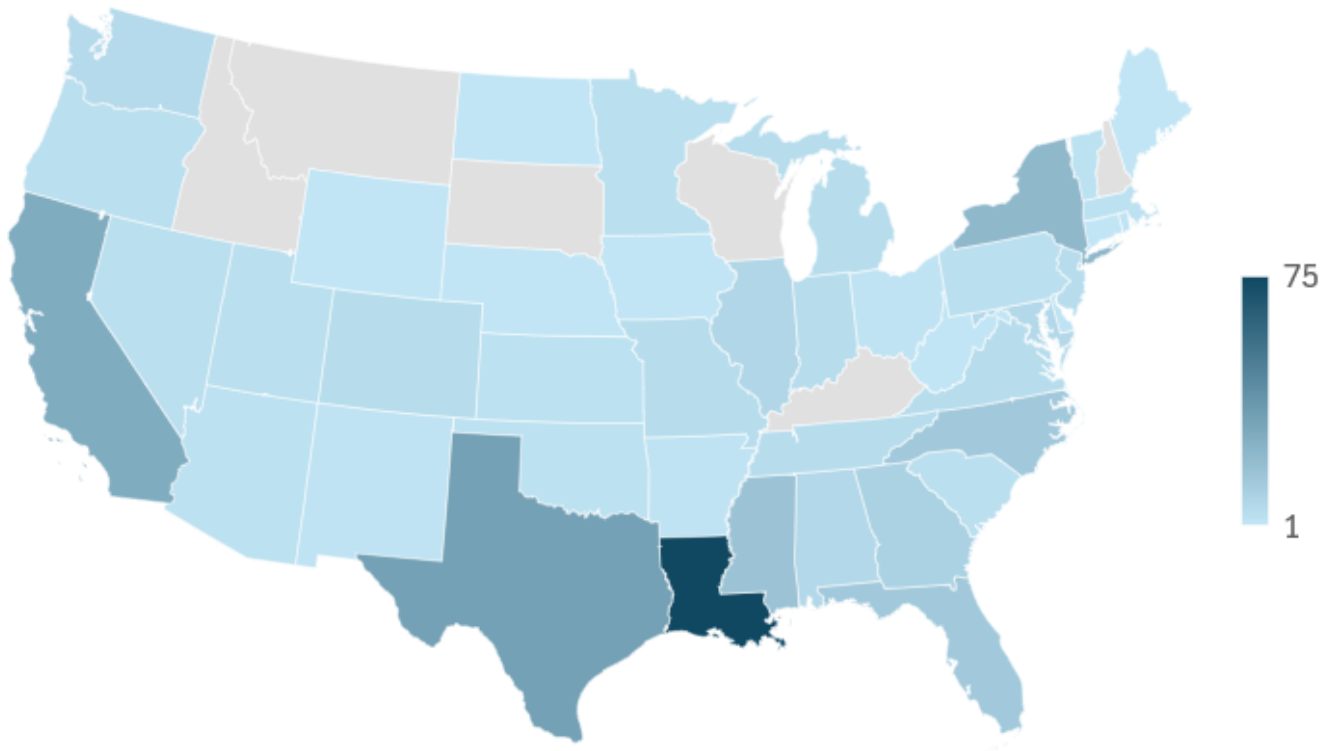


## 2025 Incoming Class Profile

August 28, 2025 6:00 AM Stephanie Holden  
sholden1@tulane.edu



A heat map of the United States indicating the states from which our students originate. This data includes students who began an academic program at TSSW in Spring, Summer, or Fall of 2025.

Tulane School of Social Work believes transparency is important to academic excellence. We are excited to share a breakdown of our 2025 student body. 479 students applied to TSSW and 360 were admitted. Below, you'll find a profile of the cohort of students who began an academic program in Spring, Summer, or Fall of 2025.

## **Geography**

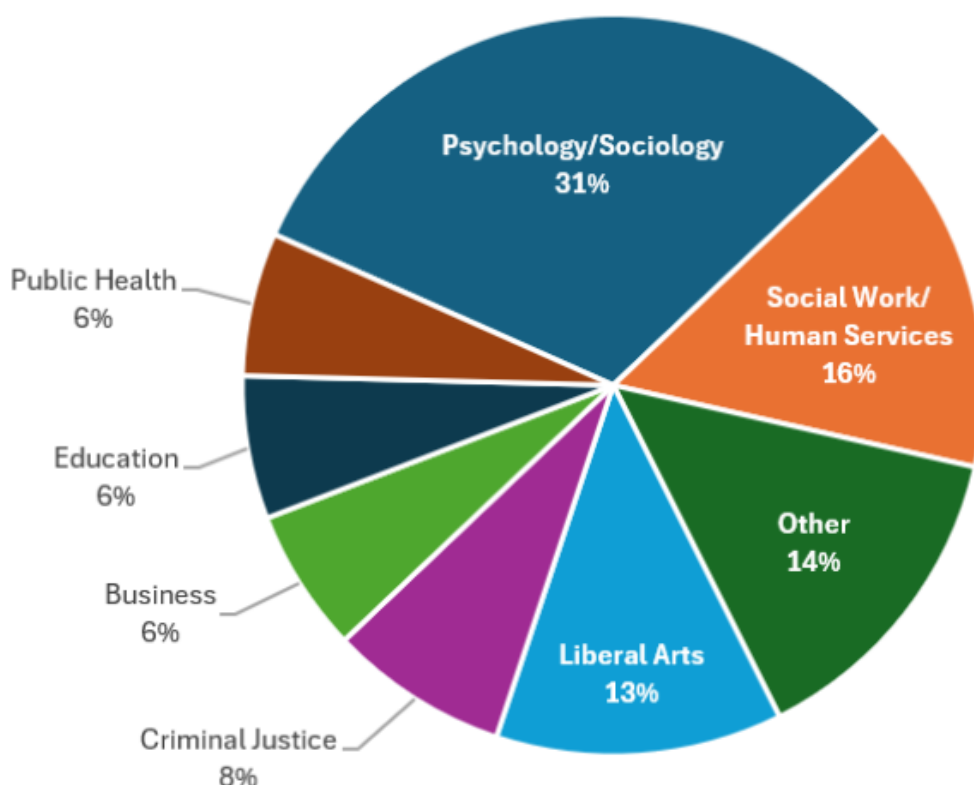
Our students are from 44 states and territories. The majority of our students come from Louisiana, Texas, California, and New York. They are citizens of 13 different countries, including Egypt, Luxembourg, and Venezuela.

## Academics

Our students' average undergraduate GPA is 3.56.

Our incoming MSW students have backgrounds in more than 60 different majors. 47% of our MSW students have undergraduate backgrounds in Psychology, Sociology, Social Work, and/or Human Services.

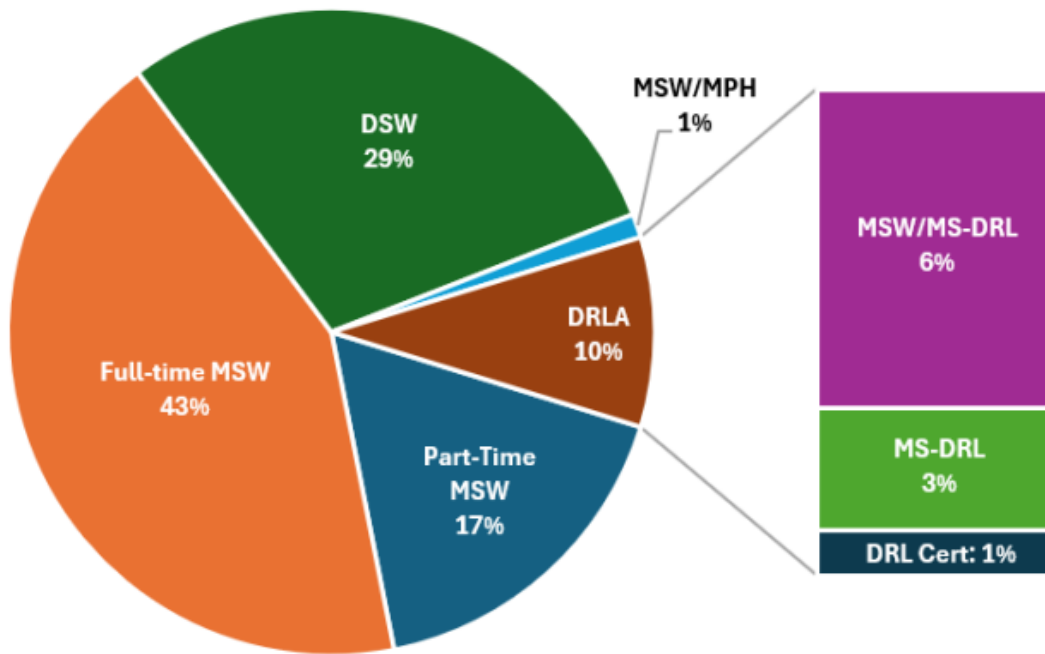
### Major Breakdown: Fall 2024 Incoming MSW Class



67% of our student body is in our MSW program, and 29% is in our DSW program. 10% of our student body is enrolled in the Disaster Resilience Leadership Academy.

83% of our students are online, and 17% are on-campus.

## Program Breakdown: 2025 Incoming Class

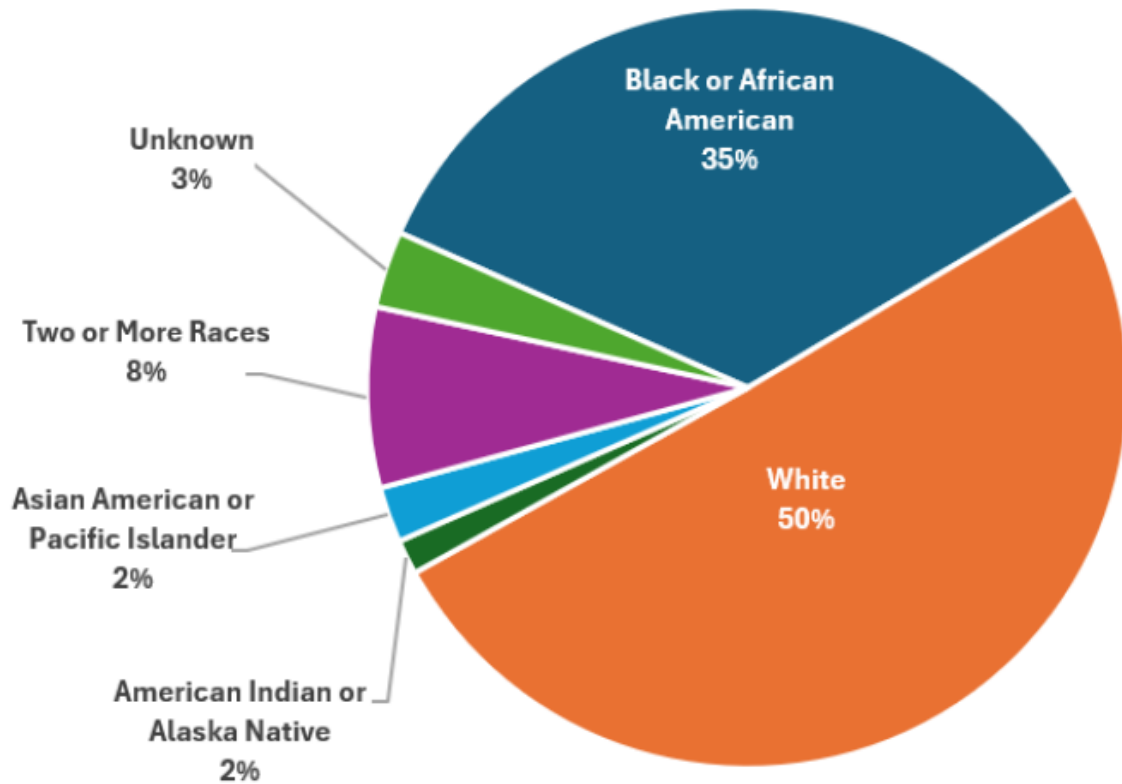


## Racial & Ethnic Demographics

Our largest racial demographic of students are white (50%) and Black or African American (35%)

14% of our incoming students identify as Hispanic or Latinx.

## Racial Breakdown: 2025 Incoming Class



## Gender Demographics

Female: 85%

Male: 12%

Nonbinary/Other: 3%

## Age Demographics

Our average student age across all programs is 34.